






How to Get Sterility Documentation for Whirl-Pak® Bags

Start at the website, <http://whirlpakglobal.enasco.com/>

At the bottom of the page you will see a link called Sterility Documentation, click on the link.

A page like this will open:

Whirl-Pak® Sterility Documentation																						
Documentation of sterility is available from Nasco for each box by individual lot number. This documentation, provided by an independent ISO certified testing laboratory , verifies sterility for the entire load.																						
	This Program works best using Firefox as your browser. Download your FREE copy of FireFox here and then access this program once Firefox has been installed.																					
Enter a Lot Number to view your Master Carton Number and download the sterility documentation.																						
Enter a Lot Number: <input type="text"/>	<input type="button" value="View Documentation"/>																					
<div>Each box of Whirl-Pak® bags has a black and white label on it. There is a Lot Number that appears on this label that is required to process your request for a sterilization report.</div> <div>For best results to view the PDF files you will need to download free the most current version of Adobe® Reader®. </div> <div><table><thead><tr><th colspan="2">Master No.</th><th>Carton No.</th></tr></thead><tbody><tr><td colspan="3"> Puncture Proof Tabs</td></tr><tr><td colspan="3"><input type="text" value="Description"/></td></tr><tr><td><input type="text" value="I.D. No."/></td><td colspan="2"><input type="text" value="Inspector:"/></td></tr><tr><td><input type="text" value="MFG. P/N"/></td><td colspan="2"><input type="text" value="Shift:"/></td></tr><tr><td><input type="text" value="Lot No."/></td><td colspan="2"><input type="text" value="Date:"/></td></tr><tr><td><input type="text" value="Quantity"/></td><td colspan="2"><input type="text" value="Permit #"/></td></tr></tbody></table></div>		Master No.		Carton No.	 Puncture Proof Tabs			<input type="text" value="Description"/>			<input type="text" value="I.D. No."/>	<input type="text" value="Inspector:"/>		<input type="text" value="MFG. P/N"/>	<input type="text" value="Shift:"/>		<input type="text" value="Lot No."/>	<input type="text" value="Date:"/>		<input type="text" value="Quantity"/>	<input type="text" value="Permit #"/>	
Master No.		Carton No.																				
 Puncture Proof Tabs																						
<input type="text" value="Description"/>																						
<input type="text" value="I.D. No."/>	<input type="text" value="Inspector:"/>																					
<input type="text" value="MFG. P/N"/>	<input type="text" value="Shift:"/>																					
<input type="text" value="Lot No."/>	<input type="text" value="Date:"/>																					
<input type="text" value="Quantity"/>	<input type="text" value="Permit #"/>																					

Enter the Lot Number of the product. You will also need the Master Number.

For example, if you enter Lot Number of 10664 you will get a page like this:

Whirl-Pak® Sterility Documentation

Documentation of sterility is available from Nasco for each box by individual lot number. This documentation, **provided by an independent ISO certified testing laboratory**, verifies sterility for the entire load.

Enter a Lot Number to view your Master Carton Number and download the sterility documentation.

Enter a Lot Number:

View Documentation

Click on **Download PDF** to view documentation details.

Lot Number: 10664 Product Number: B01318WA		
Master Carton Number Range: 1-80	PO Number: S092407A S092407B	Download PDF
Master Carton Number Range: 81-212	PO Number: S102907A S102907B	Download PDF
Master Carton Number Range: 213-320	PO Number: S103107A S103107B	Download PDF



Select the correct Master Carton Number and click “download PDF” that contains your Sterility Documentation.